

Sheffield PFI Performance Update

21st December 2022

Page 601

Personal pride in our public service

EMPOWER | ENGAGE | EXCEL



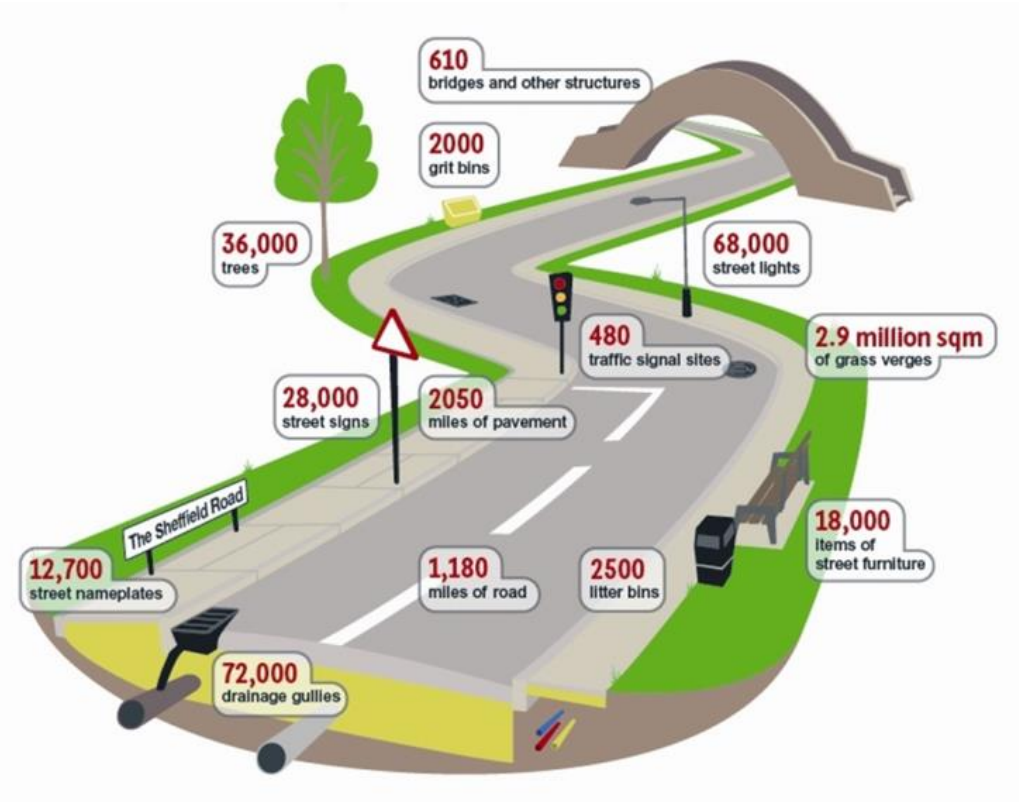
Presentation Contents

1. Contract Scope
2. Lifecycle Improvement Plan
3. Lifecycle Improvement Plan – Default Position
4. Sheffield Network Comparison to National Average
5. Lifecycle Carriageway Examples
6. Lifecycle Footway Examples

1. Contract Scope – What’s Included

- Asset management responsibility
- Asset condition improvement
 - Carriageway - primary & secondary
 - Footway – high & low use
 - Street lighting & lit signs
 - Structures
 - Signage
 - Traffic signals
 - Street cleaning
 - Winter maintenance
 - Grounds and soft estate
 - Street trees
 - Highway drainage and gullies
- Operational maintenance and asset improvement (CIP)
- Additional Non-Core works
- Service commencement date: 20th August 2012
- Contract value of approx. £2 billion over 25 years

Page 603



We have resurfaced over 903 miles of carriageway and 1,794 miles of footway



Page 604

We have replaced around 66,837 street lights in Sheffield with LEDs, making it the first city in the UK to be fully LED lit.



We have improved over 1,351 bridges and structures



We have upgraded 189 traffic signal sites with intelligent technology



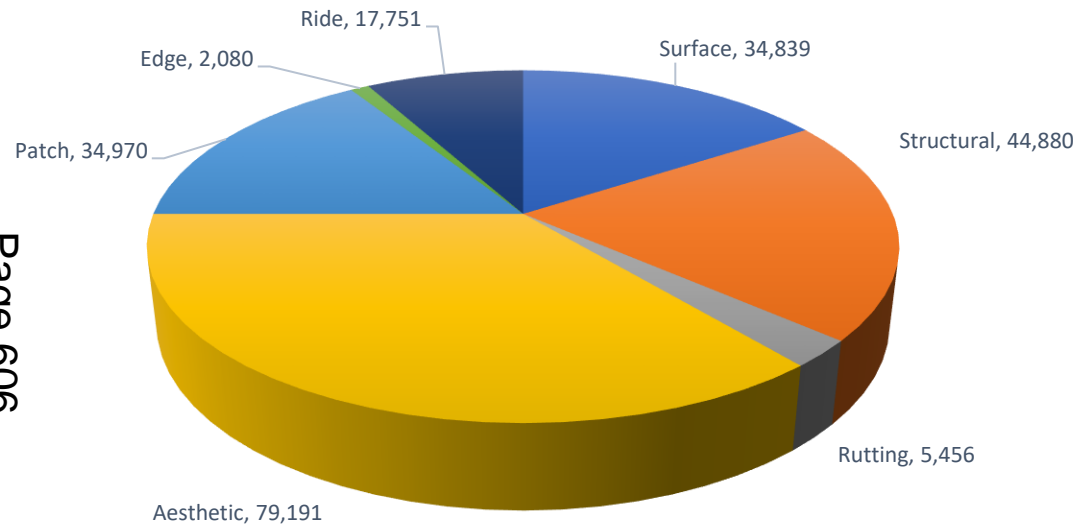
2. Lifecycle Improvement Plan

- Streets Ahead Asset Management approach to the Lifecycle resurfacing programme was based on targeted failed section areas, but with the application of larger wholesale street by street resurfacing
- This was a continuation of the approach in the Capital Investment Programme (CIP) and not targeting 100% of contract failed sections;
- An Annual Investment Programme (AIP) was submitted as required in December 2021 containing the entirety of the failed sections, but this was prioritised and spread over a three-year period with year one containing full street treatments rather than purely failed areas;
- This proposed AIP was rejected by Sheffield City Council (SCC) in March 2022;
- ALG re-submitted AIP in March 2022, with all failed sections of carriageway and footway to be included in delivery year April 22 - March 23, to achieve contract compliance;
- ALG planned, designed and commenced implementation of 'Improvement Plan' from April 2022;
- Significant additional resource employed to undertake catch-up works to target completion and compliance by end of March 2023;
- Concrete and cobble roads are excluded from this deadline due to other agreements in place with SCC.

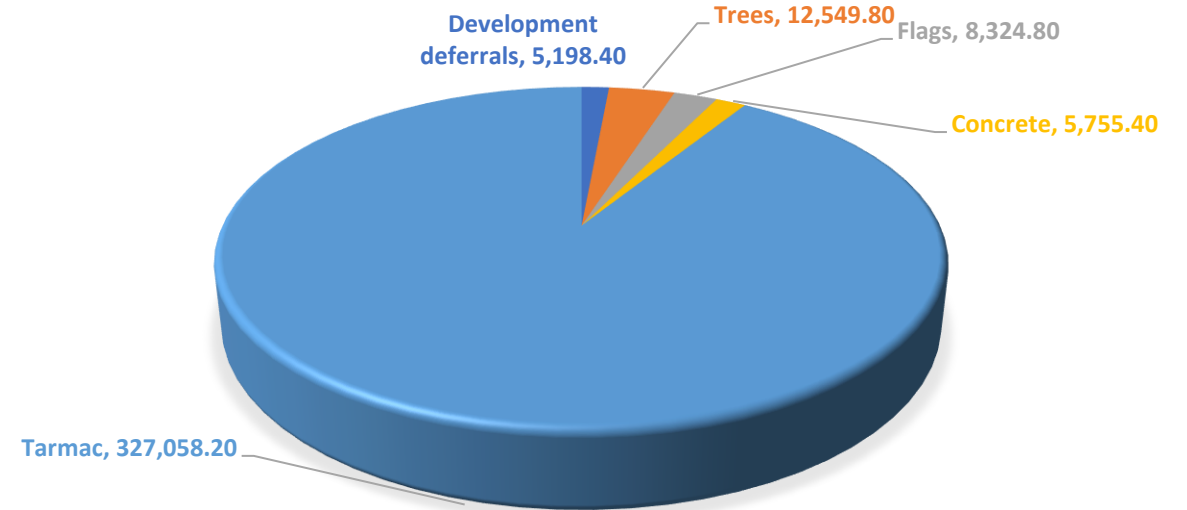
3. Lifecycle Improvement Plan – Default Position



Carriageways Defects Mar 31st 2022 - c220,000 sqm



Footway Defects Mar 31st 2022 – c354,000 Sqm



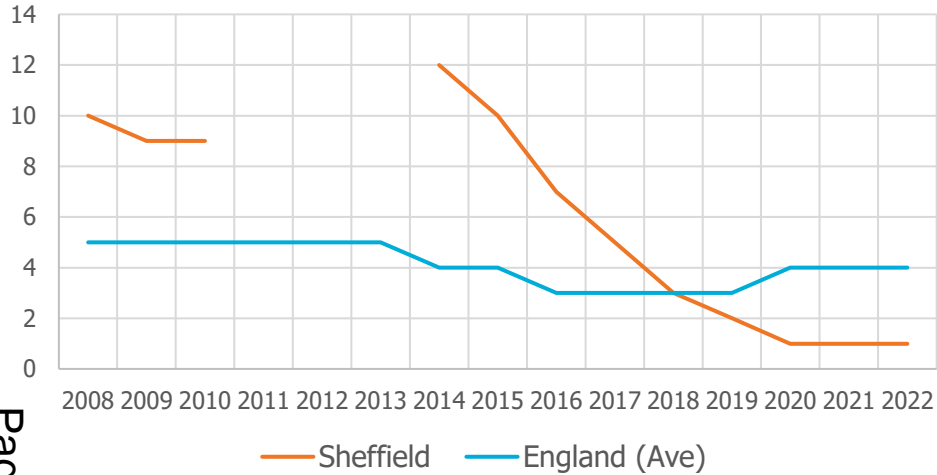
Page 606

- Outstanding failed sections represents circa 2% of total network;
- All the above failed sections are included in the Improvement Plan with small number of exceptions agreed with SCC;
- Due to previous whole street approach, Sheffield network has had circa 1 Million square metres more treatment than contract failed sections;
- Sheffield network is of a significantly better standard than most other local authorities due to the initial capital investment and the ongoing high level of maintenance required to achieve contract compliance.

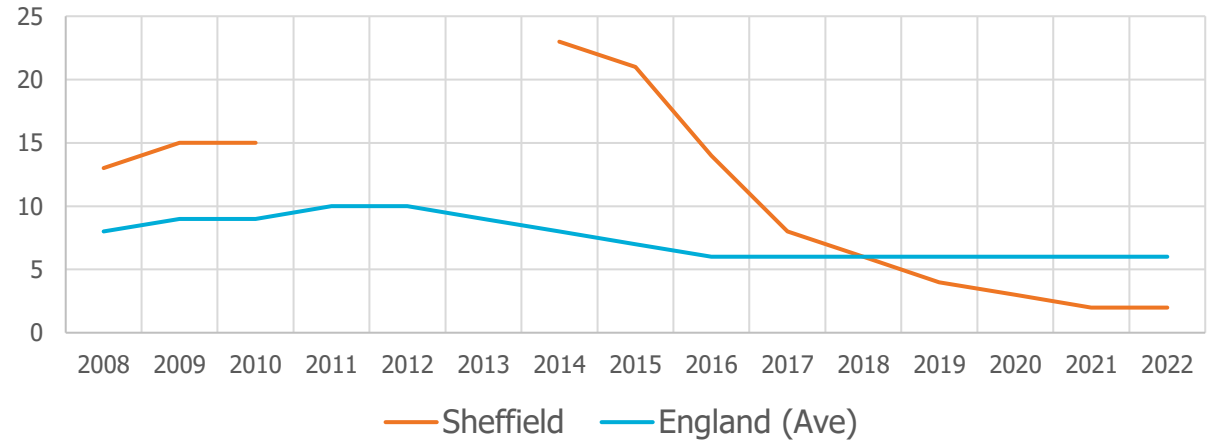
4. Sheffield Network Comparison to National Average



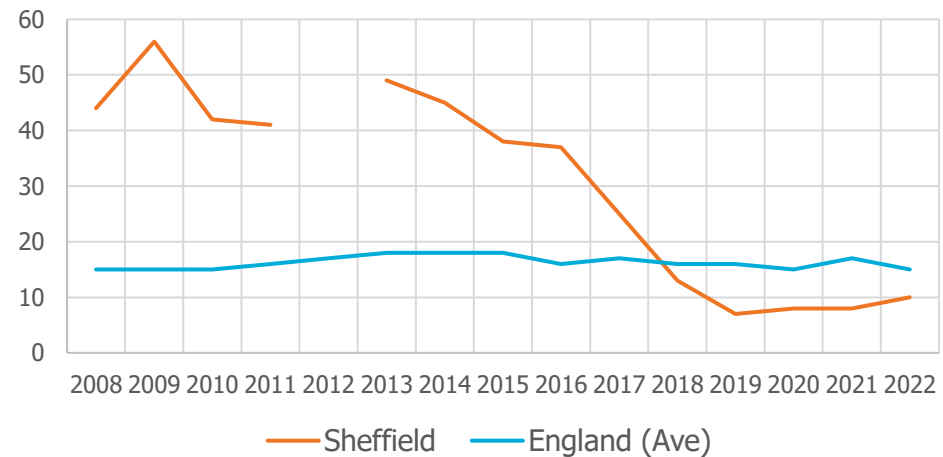
A Roads



B and C Roads



Unclassified



Page 607

- Department of Transport condition data for Sheffield network compared with the National average;
- Left hand scale on graphs represents percentage of roads where treatment should be considered;

5. Lifecycle Carriageway Examples



- Heely Bank Road – Treatment to one half of carriageway due to failed section data. Other half shows visible defects but does not trigger contract failed section.
- Surveyed: 19.12.21
- Surfaced: 29.04.22

5. Lifecycle Carriageway Examples



Page 609

- Effingham Street – Structural failure to right hand carriageway only, left carriageway physically failing but not in failed data.
- Surveyed – 27/6/20
- Surfaced – 26/9/22

5. Lifecycle Carriageway Examples



- Hutcliffe Wood Road – Structural failure to Right carriageway only, left carriageway showing elements of deterioration but not in failed data.
- Surveyed – 31/7/21
- Surfaced – 25/8/22

5. Lifecycle Carriageway Examples – Agreed Deferrals



Page 611

Ride Survey – Measure of surface deformation - Often invisible and triggered by tight radii giving false readings

Patch – Fail highlights the presence of a patch below contractual size (often from statutory undertakers) but in acceptable condition

Edge – edge failure – often highlights an unrestrained edge or work undertaken by third party but in acceptable condition

6. Lifecycle Footway Examples

Page 612



Drakehouse Lane –



Hollow Lane



Saddler Avenue



Sevenairs Road





Streetfields



Fox Lane Court

Aesthetic failure due to visible aggregate loss and requires micro-surfacing treatment


6. Lifecycle Footway Examples



Page 613

Aesthetic failure due to visible moss, grass or overgrown vegetation and requires cleansing treatment

6. Lifecycle Footway Examples



- Approximately 50% of all square area related to cleansing remedies on the footway network which required sweeping to become compliant.
- The scoring mechanism triggered significantly larger failed areas than actual area requiring works